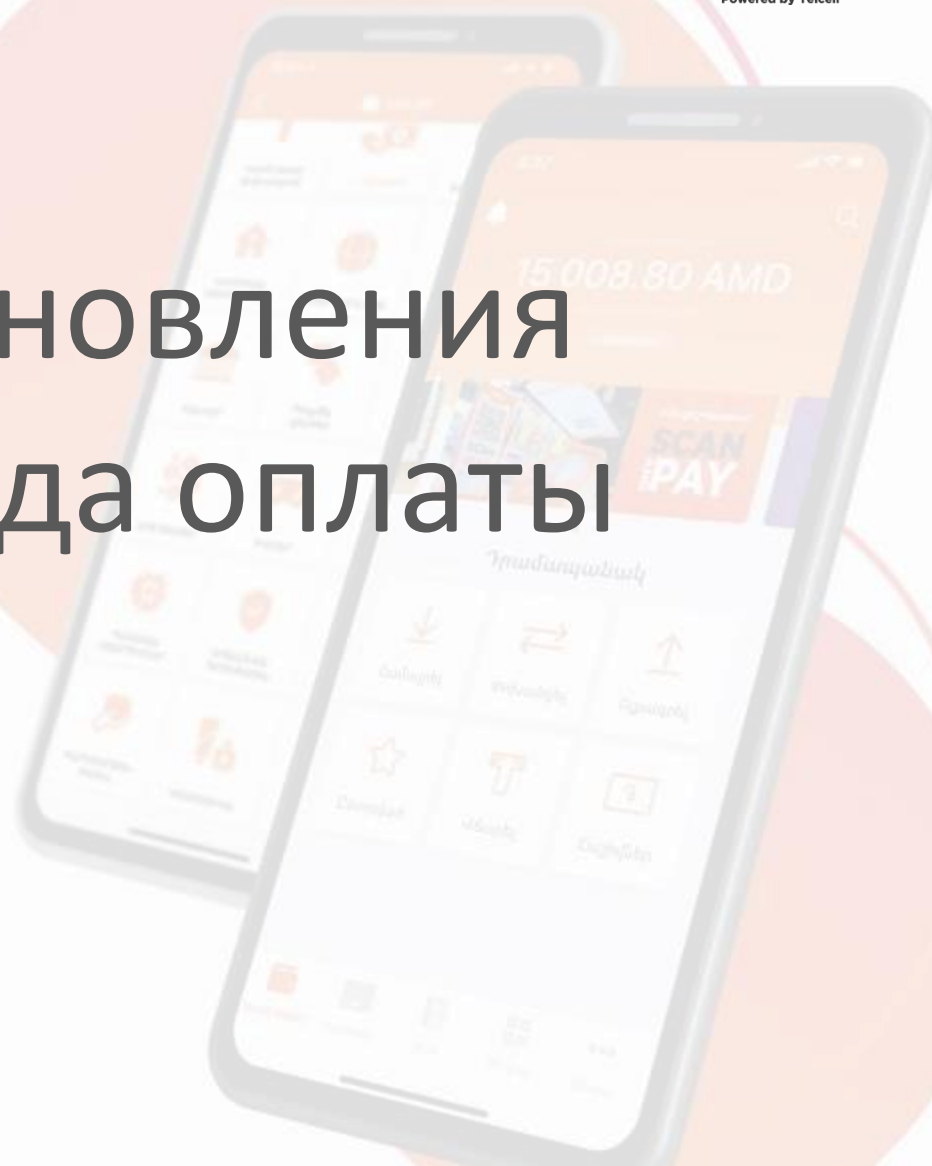




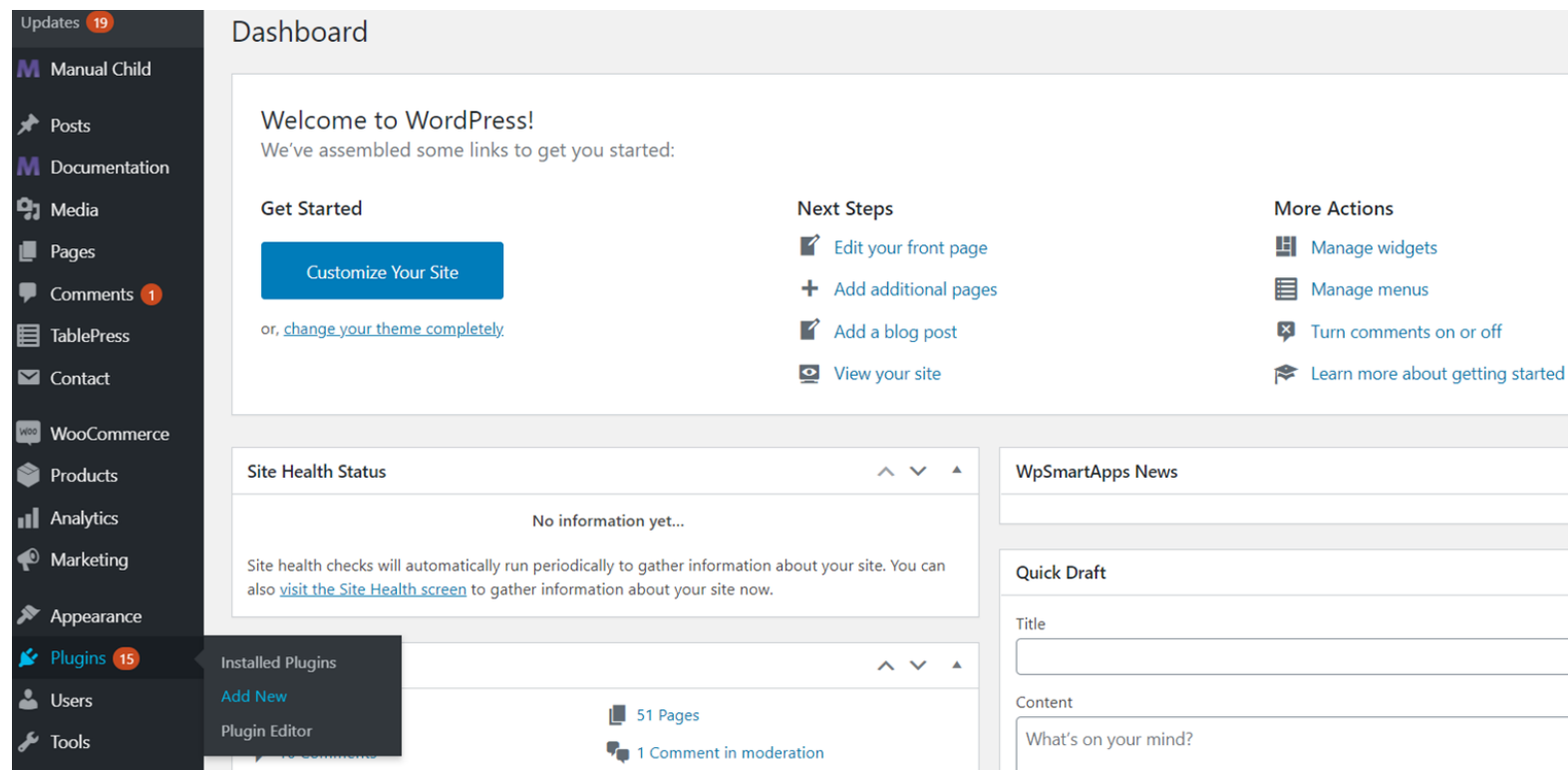
Платежная форма для
woocommerce и wordpress

Описание установления плагины и метода оплаты



Как установить плагин

Для установления плагина перейдите по строке Plugins и выберите Add New



The screenshot shows the WordPress Dashboard interface. On the left sidebar, the 'Plugins' menu item is highlighted with a red badge indicating 15 items. Below the sidebar, the 'Add New' link is visible. The main content area displays the 'Dashboard' header, a 'Welcome to WordPress!' message, and several sections: 'Get Started' with a 'Customize Your Site' button, 'Next Steps' with links to edit the front page, add pages, add a blog post, and view the site; and 'More Actions' with links to manage widgets, menus, comments, and get started. Below these are sections for 'Site Health Status' (showing no information yet), 'WpSmartApps News', and a 'Quick Draft' form with fields for Title and Content.



Нажмите кнопку
Upload Plugin

✦ Posts

M Documentation

Media

Pages

Comments 1

TablePress

Contact

WooCommerce

Products

Analytics

Marketing

Appearance

✦ Plugins 15

Installed Plugins

Add New

Plugin Editor

Users

Tools


Add Plugins

Upload Plugin

FeaturedPopularRecommendedFavorites

Keyword Search plugins...

Plugins extend and expand the functionality of WordPress. You may automatically install plugins from the [WordPress Plugin Directory](#) or upload a plugin in .zip format by clicking the button at the top of this page.



Classic Editor

Enables the previous "classic" editor and the old-style Edit Post screen with TinyMCE, Meta Boxes, etc. Supports all plugins that extend thi ...

By WordPress Contributors

★★★★★ (918)


5+ Million Active Installations

Last Updated: 1 month ago

✓ Compatible with your version of WordPress

Active

More Details



Akismet Spam Protection

The best anti-spam protection to block spam comments and spam in a contact form. The most trusted antispam solution for WordPress and WooCommerce.

By Automattic

★★★★★ (910)


5+ Million Active Installations

Last Updated: 1 week ago

✓ Compatible with your version of WordPress

Update Now

More Details



Jetpack – WP Security, Backup, Speed, & Growth

The best WP plugin for backup, anti spam, malware scan, CDN, AMP, social, search, contact form, and integrations with Woo, Facebook, Instagram, Google

By Automattic

★★★★★ (318)


300 000+ Active Installations

Last Updated: 2 months ago

✓ Compatible with your version of WordPress

Install Now

More Details



bbPress

bbPress is forum software for WordPress.

By The bbPress Contributors

★★★★★ (318)

300 000+ Active Installations

Last Updated: 2 months ago

✓ Compatible with your version of WordPress

Update Now

More Details



Выберите нужный
файл с помощью
кнопки Choose File



Add Plugins

Upload Plugin

If you have a plugin in a .zip format, you may install or update it by uploading it here.

Choose File

No file chosen

Install Now



После загрузки файла
нажмите кнопку Install
Now

If you have a plugin in a .zip format, you may install or update it by uploading it here.

Choose File

telcell plugin.zip

Install Now



Перейдите в раздел
WooCommerce и выберите
Settings

The screenshot displays the WordPress dashboard's 'Plugins' page. The left sidebar shows the 'Plugins' menu item highlighted, with a sub-menu open showing 'Settings' selected. The main content area lists installed plugins with their names, versions, and authors. The 'Telcell' plugin is at the bottom of the list.

Plugin Name	Version	Author	Actions
Really Simple SSL	Version 3.3.5	By Really Simple Plugins	Deactivate Translate Enable auto-updates
Redux	Version 4.1.23	By Redux.io + Dovy Paukstys	Deactivate Translate Enable auto-updates
Slider Revolution	Version 6.2.22	By ThemePunch	Deactivate Translate Visit plugin site
Telcell	Version 1.0.0	Telcell Plugin for WooCommerce	Deactivate Translate



В разделе Settings в
WooCommerce выберите
Payments.

Contact

WooCommerce

Home

Orders

Customers

Coupons

Reports

Settings

Status

Extensions

Products

Analytics

Marketing

Appearance

Plugins 15

Users

Tools

WPBakery Page Builder

Settings

GeneralProductsShippingPaymentsAccounts & PrivacyEmailsIntegrationAdvanced

Store Address

This is where your business is located. Tax rates and shipping rates will use this address.

Address line 1

?

📍

Address line 2

?

City

?

Country / State

?

United Kingdom (UK)

▼

Postcode / ZIP

?

General options

Selling location(s)

?

Sell to all countries

▼

Shipping location(s)

?

Ship to all countries you sell to

▼

Default customer location

?

Shop base address

▼



Нажмите кнопку
Manage на строке
Telcell

GeneralProductsShippingPaymentsAccounts & PrivacyEmailsIntegrationAdvanced

Payment methods

Installed payment methods are listed below and can be sorted to control their display order on the frontend.

Method	Enabled	Description	
<div><div></div><div></div><div></div></div> Direct bank transfer	<div></div>	Take payments in person via BACS. More commonly known as direct bank/wire transfer	<div>Set up</div>
<div><div></div><div></div><div></div></div> Check payments	<div></div>	Take payments in person via checks. This offline gateway can also be useful to test purchases.	<div>Set up</div>
<div><div></div><div></div><div></div></div> Cash on delivery	<div></div>	Have your customers pay with cash (or by other means) upon delivery.	<div>Set up</div>
<div><div></div><div></div><div></div></div> PayPal Standard – PayPal	<div></div>	PayPal Standard redirects customers to PayPal to enter their payment information.	<div>Set up</div>
<div><div></div><div></div><div></div></div> Telcell	<div></div>		<div>Manage</div>

Save changes



Telcell даст ваш SHOP ID и SHOP KEY

Contact

WooCommerce

Home

Orders

Customers

Coupons

Reports

Settings

Status

Extensions

Products

Analytics

Marketing

Appearance

Plugins 15

GeneralProductsShippingPaymentsAccounts & PrivacyEmailsIntegrationAdvanced

TELCELL

Setup payments parameters.

Enable/Disable☒ Enabled

SHOP ID

Insert your SHOP ID

SHOP KEY

Insert your SHOP KEY

Save changes



Как работает метод оплаты.

После формирования корзины покупок, выберите метод оплаты Telcell и нажмите кнопку Place Order


Your order

Coming soon mode active

PRODUCT	SUBTOTAL
Gold Layered Grid Diamond Ring x 1 Metal: 14K White gold Ring size: 16	10 AMD
SUBTOTAL	10 AMD
SHIPPING	Free shipping
TOTAL	10 AMD

☐ Cash on delivery

☐ Ameriabank Payment

☒ Telcell 

Payment system Telcell

PLACE ORDER



Следующим шагом
нажмите кнопку PAY

- Order number: **5738**
- Date: **October 26, 2020**
- Total: **10 AMD**
- Payment method: **Telcell**

Thank you for your order, press button to pay.

PAY

[Cancel payment and return back to card](#)



Введите в строку Ваш номер телефона, отметьте строку Telcell и нажмите кнопку Pay. На Ваш Telcell Wallet будет выставлен счет. В случае если нет эл. кошелька, можете подойти к терминалам Telcell, нажать на главном экране кнопку SCAN&PAY, ввести номер Вашего мобильного телефона и оплатить выставленный счет.

Telcell[®]

Pay with Telcell

SCAN
AND
PAY

Powered by Telcell[®]

Enter your Phone

+37499999999

Telcell[®]

WALLET

ArCa

VISA

Pay

Details

Order	Nº 5738
Shop	Vecto
Desc	Payment for Order Nº5738
Amount	10.00 ₼



Ваш счет удачно оплачен

Thank you. Your order has been received.

Telcell
WALLET

**SCAN
AND
PAY**
Powered by Telcell®



Служба поддержки:
Email: 10xbusiness@telcell.am
Tel: 060722227